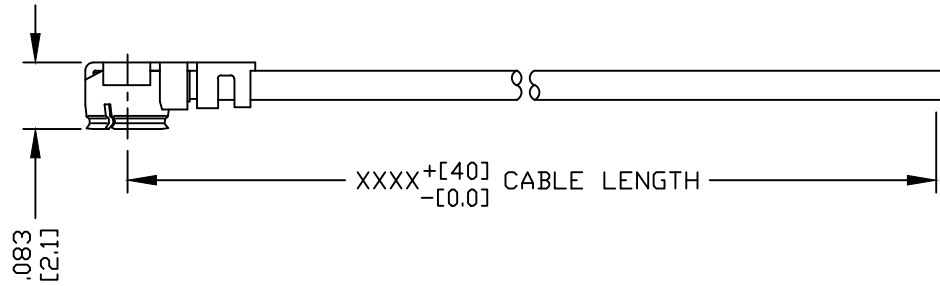
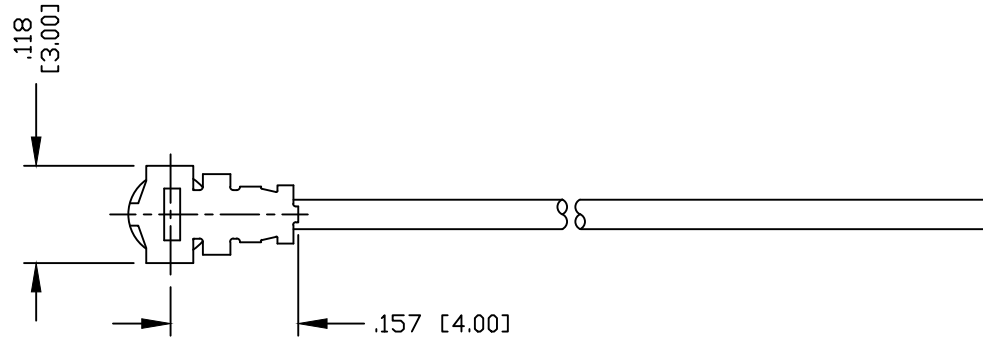



PART NO.		RFW-10507-XX		
REV	DESCRIPTION	DWN	DATE	APPROVED
-	ENGINEERING RELEASE	CZS	12/18/15	JDMc



RFW-10507-XX
 [“L”] LENGTH IN INCHES
 SPECIFIC PART NUMBER
 CABLE ASSEMBLY DESIGNATOR

- STANDARD CABLE LENGTHS [“L”]:
- 35 [35.0 Millimeters]
 - 100 [100 Millimeters]
 - 200 [200 Millimeters]
 - 300 [300 Millimeters]

CUSTOMER OUTLINE DRAWING ALL DIMENSIONS ARE REFERENCE ONLY UNLESS OTHERWISE SPECIFIED: DIMENSIONS ARE IN INCHES AND [MILLIMETERS]		PROPRIETARY AND CONFIDENTIAL THIS DRAWING CONTAINS INFORMATION PROPRIETARY TO RF INDUSTRIES. ANY UNAUTHORIZED USE OF THIS DRAWING IS EXPRESSLY PROHIBITED WITHOUT WRITTEN PERMISSION FROM RF INDUSTRIES. ANY VIOLATION IS PUNISHABLE UNDER U.S. COPYRIGHT LAWS.		 7610 MIRAMAR RD. SAN DIEGO, CA 92126 (858) 549-6340 DIVISION OF RF INDUSTRIES, LTD. (858) 549-6345 FAX	
DRAWN C. ZUNIGA CHECKED	12/18/15	MHF PLUG R/A, SOLDER, FOR AWG 32		DWG NO. RFW-10507-XX	REV —
ORJ DRAWN C. ZUNIGA	12/18/15	SCALE: NTS	ENGINEERING ID: 000000	SHEET 1 OF 1	

2	CABLE	1	1.13 SINGLE BRAIDED	---
1	MHF PLUG R/A	1	RIGHT ANGLE SOLDER CONNECTOR	---
#	PART NUMBER	QTY	DESCRIPTION	FINISH