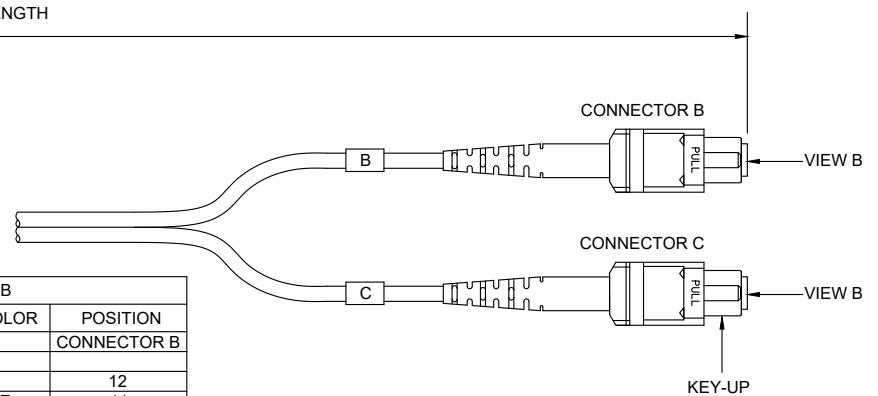
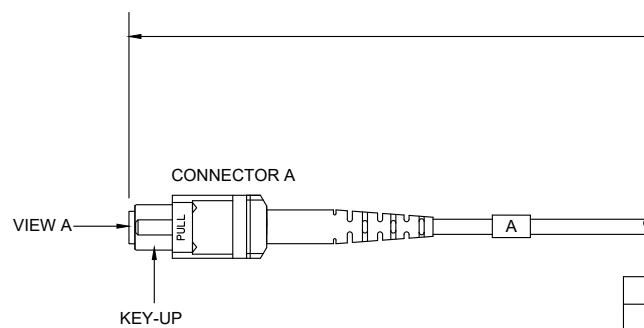


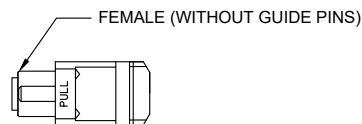
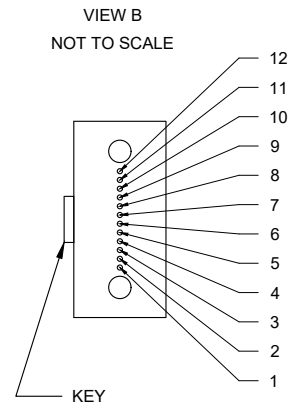
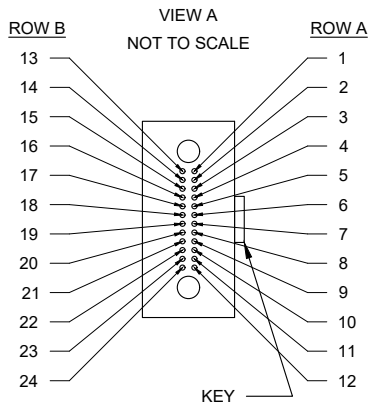
NOTES: UNLESS OTHERWISE SPECIFIED

1. MATERIALS AND COMPONENTS ARE RoHS/REACH COMPLIANT.
2. CONNECTORS MEET THE REQUIREMENTS OF ANSI/TIA 568-C.3
3. 100% TESTED FOR OPTICAL PERFORMANCE, END FACE CRITERIA AND CLEANLINESS.
4. APPLICABLE TO MULTIMODE AND SINGLE-MODE.
- 4.1. DEFAULT SINGLE-MODE POLISH: APC. UPC AVAILABLE UPON REQUEST.
5. CABLE ASSEMBLIES ARE MANUFACTURED TO C ENTERPRISES STANDARDS.
6. STANDARDS AND SPECIFICATIONS AVAILABLE UPON REQUEST.

REV	ECR	DESCRIPTION	BY	DATE	CHECKED
A	-	INITIAL RELEASE	K.T.	05/31/2016	A.J.



TYPE B		
POSITION	FIBER COLOR	POSITION
CONNECTOR A		CONNECTOR B
ROW A		
1	BLUE	12
2	ORANGE	11
3	GREEN	10
4	BROWN	9
5	SLATE	8
6	WHITE	7
7	RED	6
8	BLACK	5
9	YELLOW	4
10	VIOLET	3
11	ROSE	2
12	AQUA	1
ROW B		CONNECTOR C
13	BLUE	12
14	ORANGE	11
15	GREEN	10
16	BROWN	9
17	SLATE	8
18	WHITE	7
19	RED	6
20	BLACK	5
21	YELLOW	4
22	VIOLET	3
23	ROSE	2
24	AQUA	1



DRAWN BY:	K. THOMAS	05/31/2016
APVD BY:	A. JENSEN	08/29/2016



C ENTERPRISES
2445 CADES WAY
VISTA CA 92081
760-599-5111

DIMENSIONS: METRIC [IMPERIAL]

PROPRIETARY AND CONFIDENTIAL

THIS DOCUMENT CONTAINS PROPRIETARY INFORMATION OF C ENTERPRISES. NOT TO BE USED, COPIED, OR DISCLOSED WITHOUT WRITTEN PERMISSION. ALL RIGHTS RESERVED.

TITLE: MTP 24 TO MTP 12 POLARITY TYPE B		
SIZE	DWG. NO.	REV
A	MTP-24TO12-TYPE-B	A
SCALE: NOT TO SCALE		SHEET 1 OF 1