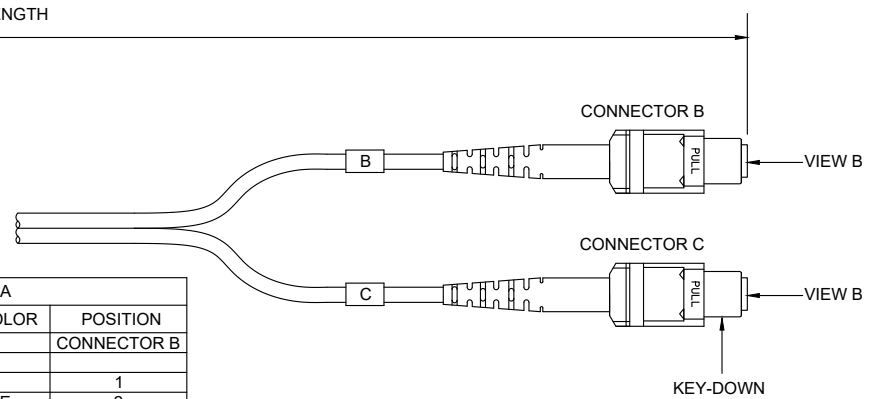
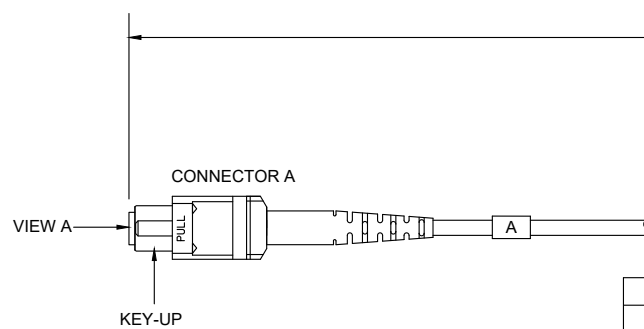


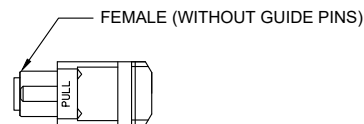
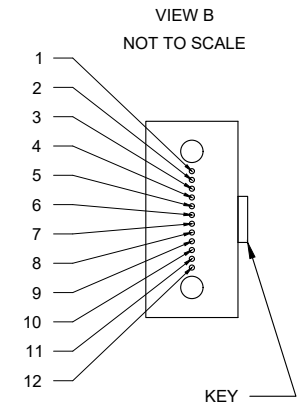
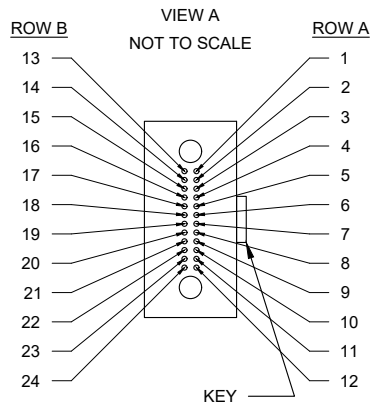
NOTES: UNLESS OTHERWISE SPECIFIED

1. MATERIALS AND COMPONENTS ARE RoHS/REACH COMPLIANT.
2. CONNECTORS MEET THE REQUIREMENTS OF ANSI/TIA 568-C.3
3. 100% TESTED FOR OPTICAL PERFORMANCE, END FACE CRITERIA AND CLEANLINESS.
4. APPLICABLE TO MULTIMODE AND SINGLE-MODE.
- 4.1. DEFAULT SINGLE-MODE POLISH: APC. UPC AVAILABLE UPON REQUEST.
5. CABLE ASSEMBLIES ARE MANUFACTURED TO C ENTERPRISES STANDARDS.
6. STANDARDS AND SPECIFICATIONS AVAILABLE UPON REQUEST.

REV	ECR	DESCRIPTION	BY	DATE	CHECKED
A	-	INITIAL RELEASE	K.T.	07/14/2016	A.J.



TYPE A		
POSITION	FIBER COLOR	POSITION
CONNECTOR A		CONNECTOR B
ROW A		
1	BLUE	1
2	ORANGE	2
3	GREEN	3
4	BROWN	4
5	SLATE	5
6	WHITE	6
7	RED	7
8	BLACK	8
9	YELLOW	9
10	VIOLET	10
11	ROSE	11
12	AQUA	12
ROW B		CONNECTOR C
13	BLUE	1
14	ORANGE	2
15	GREEN	3
16	BROWN	4
17	SLATE	5
18	WHITE	6
19	RED	7
20	BLACK	8
21	YELLOW	9
22	VIOLET	10
23	ROSE	11
24	AQUA	12



DRAWN BY:	K. THOMAS	07/14/2016
APVD BY:	A. JENSEN	08/29/2016



C ENTERPRISES  
2445 CADES WAY  
VISTA CA 92081  
760-599-5111

DIMENSIONS: METRIC [IMPERIAL]

TITLE: MTP 24 TO MTP 12 POLARITY TYPE A

PROPRIETARY AND CONFIDENTIAL  
THIS DOCUMENT CONTAINS PROPRIETARY INFORMATION OF C ENTERPRISES. NOT TO BE USED, COPIED, OR DISCLOSED WITHOUT WRITTEN PERMISSION. ALL RIGHTS RESERVED.

SIZE	DWG. NO.	REV
A	MTP-24TO12-TYPE-A	A

SCALE: NOT TO SCALE

SHEET 1 OF 1